

EFInA Breakfast Series: Promoting Access to Credit for MSMEs through Effective Government Interventions

23 March 2012

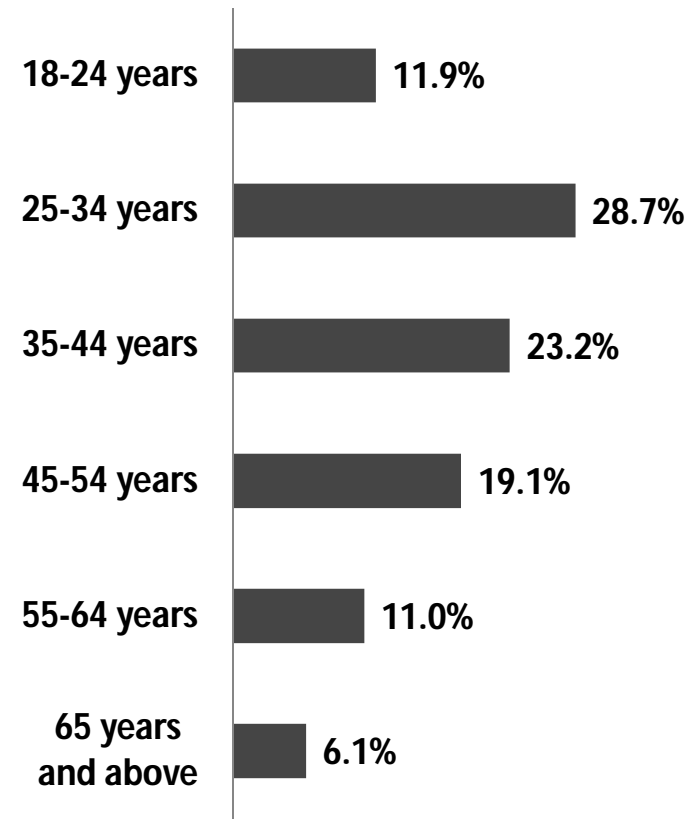
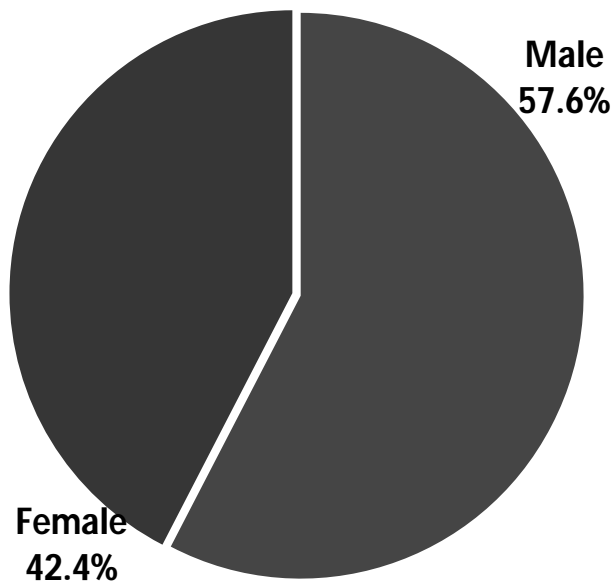
Modupe Ladipo
Chief Executive Officer, EFInA



Who are the Self Employed?

Demographic Profile of the Self Employed

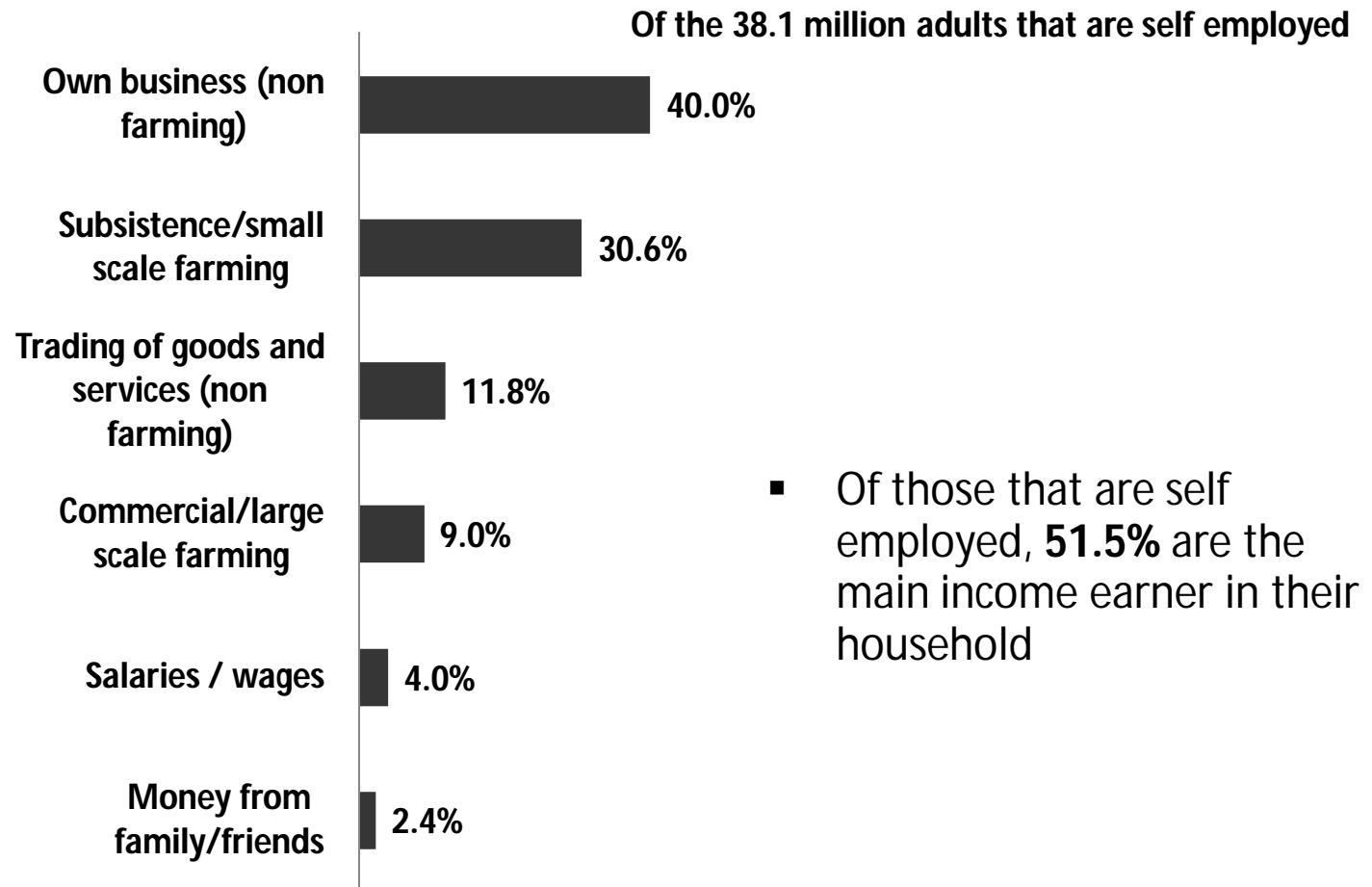
- 38.1 million adults (45.0% of the adult population) are self employed, of which:
 - 57.6% are male
 - 40.6% are between 18 and 34 years old
 - 73.3% live in rural areas



Source: EFInA Access to Financial Services in Nigeria 2010 survey

Main Sources of Income of the Self Employed

- 40.0% get their main income from their own business (non-farming)
- 30.6% get their main income from subsistence/small scale farming



Source: EFInA Access to Financial Services in Nigeria 2010 survey

Usage of Banking Products/Services

Of the 38.1 million adults that are self employed:

- 8.6 million (22.6%) have an account with a Deposit Money Bank
- 1.4 million (3.8%) have an account with a Microfinance Bank
- 26.4 million (69.1%) are currently saving

